




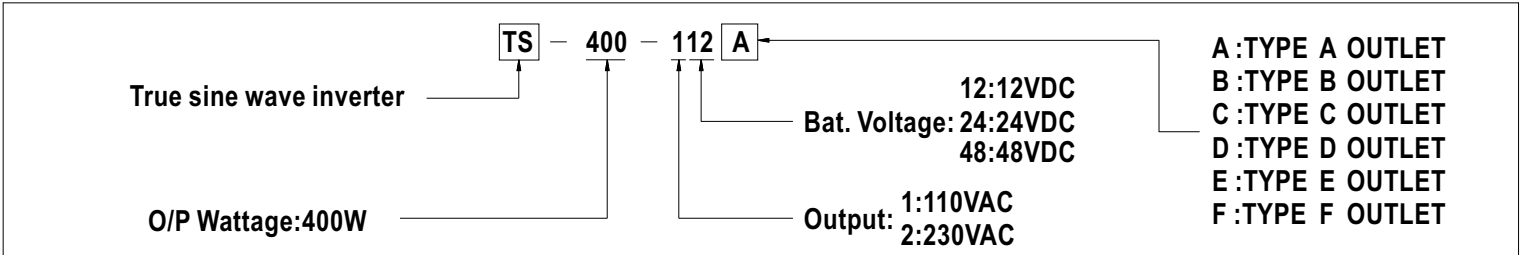
■ Features :

- True sine wave output (THD<3%)
- High surge power up to 800W
- High efficiency up to 88.5%
- Thermostatically controlled cooling fan
- Built-in remote ON-OFF control
- Front panel indicator for operation status
- Power ON-OFF switch
- Protections: Bat. low alarm / Bat. low shutdown / Over voltage / Over temp. / Output short / Input reverse polarity / Overload
- Application : Home appliance, power tools, office and portable equipment, vehicle and yacht ...etc.
- 3 years warranty



SPECIFICATION

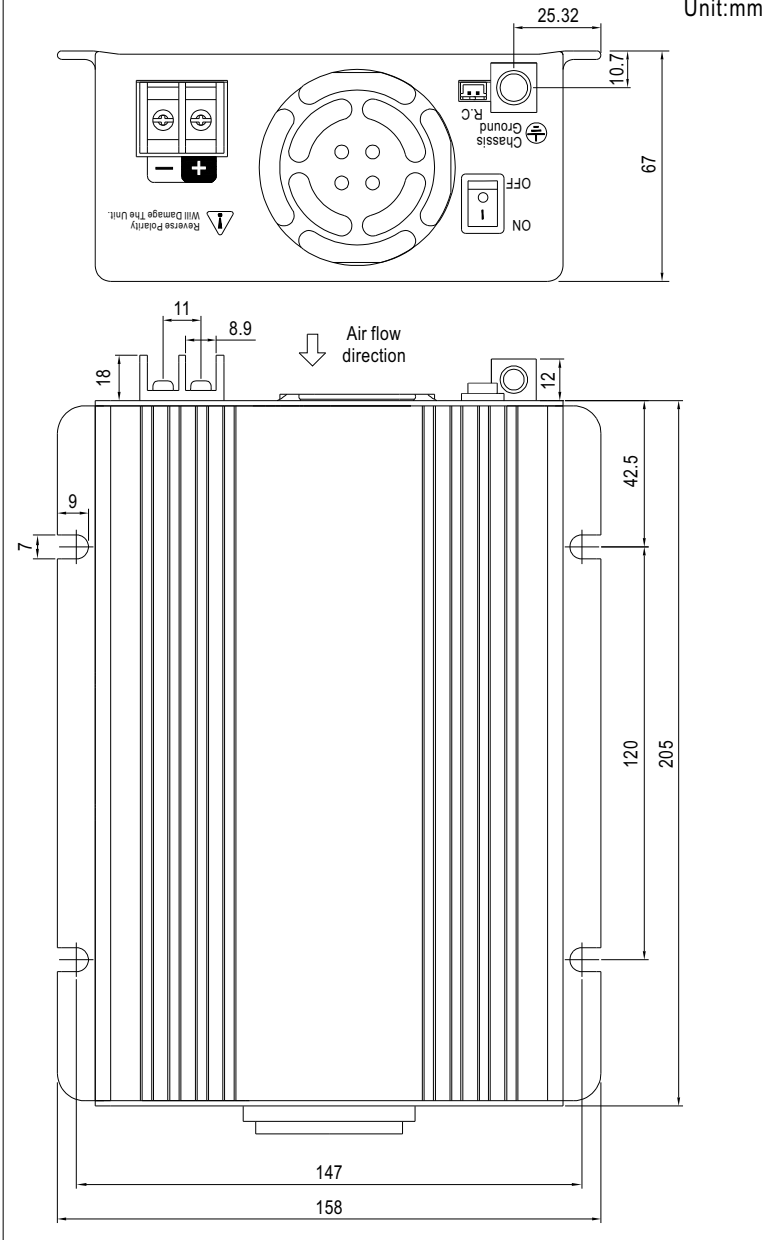
MODEL	TS-400-112□	TS-400-124□	TS-400-148□	TS-400-212□	TS-400-224□	TS-400-248□	
OUTPUT	RATED POWER						400W
	MAXIMUM OUTPUT POWER						460W for 180 sec. / 600W for 10 sec. / surge power 800W for 30 cycles(typ.)
	AC VOLTAGE			Factory setting set at 110VAC			Factory setting set at 230VAC
	100 / 110 / 115 / 120VAC selectable by setting button S.W			200 / 220 / 230 / 240VAC selectable by setting button S.W			
	FREQUENCY						60±0.1Hz 50/60Hz selectable by setting button
	50±0.1Hz 50/60Hz selectable by setting button						
WAVEFORM						True sine wave (THD<3%) at rated input voltage	
AC REGULATION (Typ.)						±3.0% at rated input voltage	
FRONT PANEL INDICATOR						Operation status ; Green : normal, Orange(flashing) : remote control OFF, Red : abnormal	
INPUT	BAT. VOLTAGE						12V 24V 48V 12V 24V 48V
	VOLTAGE RANGE (Typ.)						10.5 ~ 15VDC 21 ~ 30VDC 42 ~ 60VDC 10.5 ~ 15VDC 21 ~ 30VDC 42 ~ 60VDC
	DC CURRENT (Typ.)						40A 20A 10A 40A 20A 10A
	NO LOAD CURRENT DRAW (Typ.)						1.25A 0.63A 0.32A 1.25A 0.63A 0.32A
	OFF MODE CURRENT DRAW						≤ 1mA
	EFFICIENCY (Typ.) Note.1						84.5% 86% 87% 86% 87.5% 88.5%
BATTERY TYPES						Open & sealed Lead Acid	
BATTERY INPUT PROTECTION	FUSE						40A*2 40A*1 20A*1 40A*2 40A*1 20A*1
	BAT. LOW ALARM						11.3±4% 22.5±4% 45±4% 11.3±4% 22.5±4% 45±4%
	BAT. LOW SHUTDOWN						10.5±4% 21±4% 42±4% 10.5±4% 21±4% 42±4%
	BAT. POLARITY						By internal fuse open
OUTPUT PROTECTION	OVER TEMPERATURE						85°C±5°C 75°C±5°C 70°C±5°C 85°C±5°C 75°C±5°C 70°C±5°C
	Protection type : Shut down o/p voltage, re-power on to recover; by internal RTH1 detect power transistor						
	OUTPUT SHORT						Protection type : Shut down o/p voltage, re-power on to recover
	OVER LOAD (Typ.)						105 ~ 115% load for 180 sec., 115% ~ 150% load for 10 sec.
Protection type : Shut down o/p voltage, re-power on to recover							
GFCI PROTECTION				Optional (Only type F)		None	
FUNCTION	REMOTE CONTROL						Open : Normal work ; Short : Remote off
ENVIRONMENT	WORKING TEMP.						-10 ~ +40°C @ 100% load ; +60°C @ 50% load
	WORKING HUMIDITY						20% ~ 90% RH non-condensing
	STORAGE TEMP., HUMIDITY						-30 ~ +70°C / -22 ~ +158°F, 10 ~ 95% RH
	VIBRATION						10 ~ 500Hz, 3G 10min./1cycle, 60min. each along X, Y, Z axes
SAFETY & EMC	SAFETY STANDARDS			Design refer to UL458		None	
	LVD			None		EN60950-1	
	WITHSTAND VOLTAGE						Bat. I/P - AC O/P:3.0KVAC AC O/P - FG:1.5KVAC
	ISOLATION RESISTANCE						Bat. I/P-AC O/P, AC O/P-FG:100M Ohms / 500VDC / 25°C / 70% RH
	EMI CONDUCTION&RADIATION			Compliance to FCC class A		Compliance to EN55022 class A, 72/ 245/ CEE, 95/ 54/ CE, E-Mark	
EMS IMMUNITY						None Compliance to EN61000-4-2,3,8 ENV50204	
OTHERS	DIMENSION						205*158*67mm (L*W*H)
	PACKING						1.73Kg; 6pcs/11.4Kg/1.55CUFT
NOTE	1. Efficiency is tested by 300W, linear load at 12V/24V/48V input voltage. 2. All parameters not specified above are measured at rated load, 25°C of ambient temperature.						



AC Output Receptacles (optional)

Receptacle type						
	TYPE-A	TYPE-B	TYPE-C	TYPE-D	TYPE-E	TYPE-F
Country	USA	EUROPE	AUSTRALIA	U.K	JAPAN	GFCI
Certificate						

Mechanical Specification



Derating Curve

